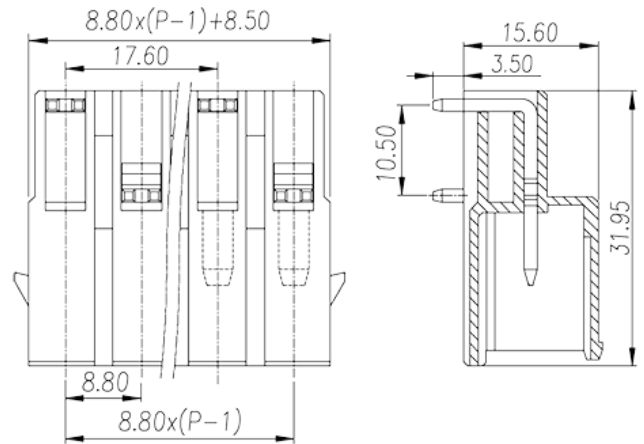



ECH880RT-XXP

PCB Terminal Blocks > PCB Connector-Socket

Date:2025-08-18Version:V1



The web catalog is for reference only. Dinkle remains the right of product modification and engineering change of the design.
The final product is made according to engineering drawing.

Product Description

Pitch: 8.80 mm , 600V, 65A

General information

Short description	PCB connector Socket , Wave soldering
Category	PCB connector Socket
Pitch (mm)	8.800000000000001
Color	Green(default)
Type of locking	With lock flange
Soldering method	Wave soldering
Length (mm)	$8.80 \times (P-1) + 8.50$
Width (mm)	15.6
Height (mm)	31.95
Pin demensions (Thickness x Width)(mm)	1.5X1.5
PCB hole diameter (mm)	2.5~2.6
Number of positions	02P~12P
Level	Single level

Material information

Insulation material	PA
---------------------	----

Insulation material group	I
Flame retardant rating , compliant with UL94	V0
Insulation resistance	□500MΩ at DC 500V
Conductor material	COPPER ALLOY
Plating of conductor surface	Tin PLATED

Connection data-IEC

Rated voltage (V)	1000
Rated current (A)	57
Rated voltage (II/2)(V)	1000
Rated voltage (III/2) (V)	1000
Rated voltage (III/3)(V)	630
Rated impulse voltage (II/2)(KV)	8
Rated impulse voltage (III/2)(KV)	8
Rated impulse voltage (III/3)(KV)	8

Connection data-UL

Rated voltage (UL/CUL Group B)(V)	600
Rated current (UL/CUL Group B)(A)	65

Environment & Safety

Finger protection (YES or NO)	YES
Operating temperature. max (°C)	115
Operating temperature. min (°C)	-40

UL Recognized

Rated voltage (Group B)(V)	600
Rated current (Group B)(A)	65

CUL Recognized

Rated voltage (Group B)(V)	600
Rated current (Group B)(A)	65

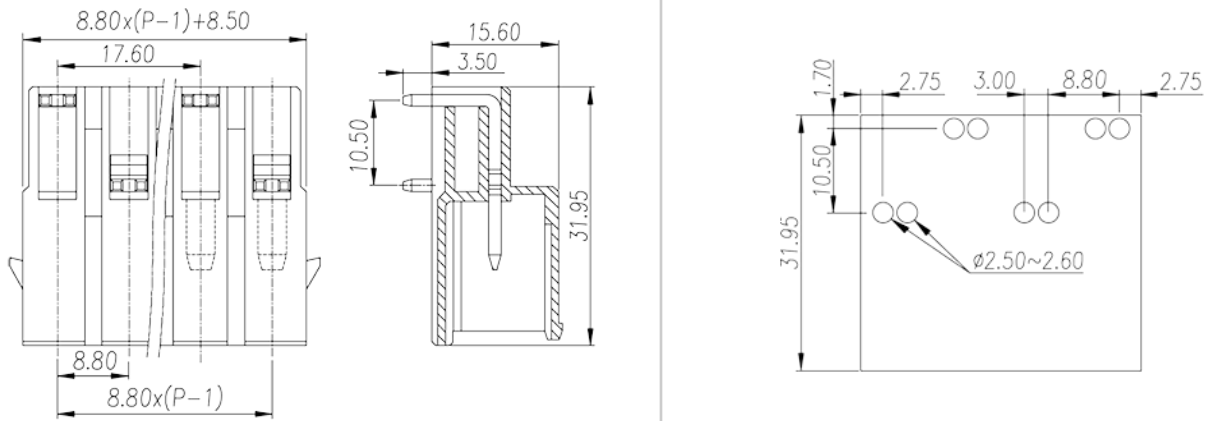
VDE Approval

Rated voltage (V)	1000
-------------------	------

Rated current (A)

57

Drawings



Approvals

