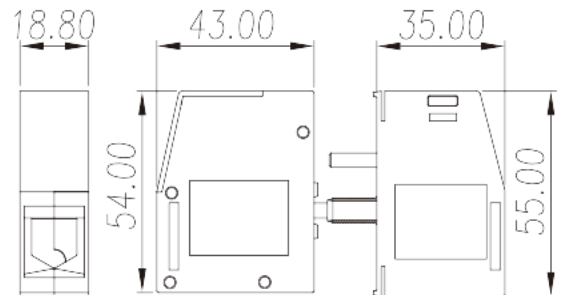


PPAC-50

PCB Terminal Blocks > Panel Feed-Through Blocks

Date:2026-04-05Version:1.2



The web catalog is for reference only. Dinkle remains the right of product modification and engineering change of the design. The final product is made according to engineering drawing.

Product Description

M6, 600V, 150A

General information

Short description	Panel Feed-Through, Screw Connection
Category	Panel Feed-Through
Color	Grey (default)
Connection method	Screw connection
Type of locking	Without
Length (mm)	18.8
Width (mm)	43+35
Height (mm)	55
Number of positions	1P

Material information

Insulation material	PA
Insulation material group	I
Flame retardant rating , compliant with UL94	V0
Insulation resistance	□500MΩ at DC 500V
Conductor material	COPPER ALLOY

Plating of conductor surface

Tin PLATED

Connection data-IEC

Rated voltage (V)	800 (1.0 ~ 2.5mm mounting plate and plastic mounting plate), 630 (2.5 ~ 6.0mm mounting plate)
Rated current (A)	150
Rated voltage (III/3)(V)	800 (1.0 ~ 2.5mm mounting plate and plastic mounting plate), 630 (2.5 ~ 6.0mm mounting plate)
Rated impulse voltage (III/3)(KV)	8
Conductor cross section solid. min (mm ²)	16
Conductor cross section solid.max (mm ²)	50
Conductor cross section stranded. min (mm ²)	16
Conductor cross section stranded. max (mm ²)	50
Screw thread	M6
Philips screwdriver size	#5
Rated torque (N.m)	6
Recommend tightening torque. min (N.m)	2.5
Recommend tightening torque. max (N.m)	5.9
Stripping Length (mm)	22~23

Connection data-UL

Rated voltage (UL/CUL Group B)(V)	600
Rated current (UL/CUL Group B)(A)	150
Rated voltage (UL/CUL Group C)(V)	600
Rated current (UL/CUL Group C)(A)	150
Rated voltage (UL/CUL Group D)(V)	600
Rated current (UL/CUL Group D)(A)	5
Min. solid wire connection (AWG) acc. to UL/CUL	6
Max. solid wire connection AWG acc. to UL/CUL	1/0
Min. stranded wire connection AWG acc. to UL/CUL	6
Max. stranded wire connection AWG acc. to UL/CUL	1/0

Environment & Safety

Back of the hand protection (YES or NO)	YES
Finger protection (YES or NO)	YES
Operating temperature. max (°C)	120

Operating temperature. min (°C)	-40
---------------------------------	-----

UL Recognized

Wire Range (Group B)(AWG)	1/0~6
Rated voltage (Group B)(V)	600
Rated current (Group B)(A)	150
Wire Range (Group C)(AWG)	1/0~6
Rated voltage (Group C)(V)	600
Rated current (Group C)(A)	150
Wire Range (Group D)(AWG)	1/0~6
Rated voltage (Group D)(V)	600
Rated current (Group D)(A)	5

CUL Recognized

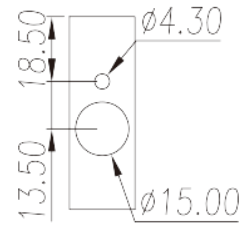
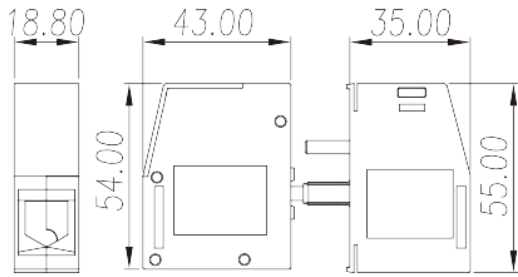
Wire Range (Group B)(AWG)	6~1/0
Rated voltage (Group B)(V)	600
Rated current (Group B)(A)	150
Wire Range (Group C)(AWG)	6~1/0
Rated voltage (Group C)(V)	600
Rated current (Group C)(A)	150
Wire Range (Group D)(AWG)	6~1/0
Rated voltage (Group D)(V)	600
Rated current (Group D)(A)	5

VDE Approval

Wire Range (mm ²)	16~50
Rated voltage (V)	800
Rated current (A)	150

Drawings

--	--



Approvals

