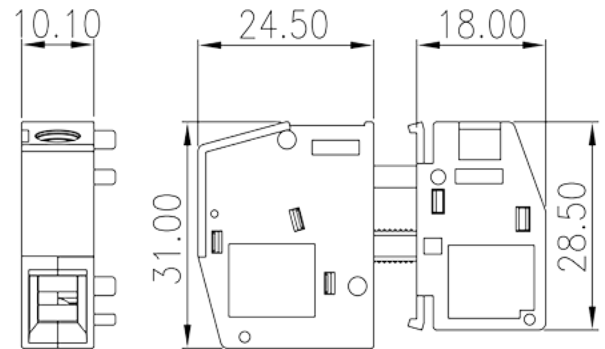



PPACN-10Z

PCB Terminal Blocks > Panel Feed-Through Blocks

Date:2025-08-16Version:1.2



The web catalog is for reference only. Dinkle remains the right of product modification and engineering change of the design.
The final product is made according to engineering drawing.

Product Description

M4, 300V, 65A

General information

Short description	Feed-Through Panel Type, Screw Connection
Category	Panel Feed-Through
Color	Grey (default)
Connection method	Screw connection
Type of locking	Without
Length (mm)	10.1
Width (mm)	24.5+18
Height (mm)	31
Number of positions	1P

Material information

Insulation material	PA
Insulation material group	I
Flame retardant rating , compliant with UL94	V0
Insulation resistance	$\geq 500\text{M}\Omega$ at DC 500V
Conductor material	COPPER ALLOY

Plating of conductor surface	Tin PLATED
------------------------------	------------

Connection data-IEC

Rated voltage (V)	320V (2.5 ~ 4.0mm mounting plate), 500V (1.0 ~ 2.5mm mounting plate and plastic mounting plate)
Rated current (A)	76
Rated voltage (III/3)(V)	500
Rated impulse voltage (III/3)(KV)	6
Conductor cross section solid. min (mm ²)	0.5
Conductor cross section solid.max (mm ²)	16
Conductor cross section stranded. min (mm ²)	0.5
Conductor cross section stranded. max (mm ²)	16
Conductor cross section flexible, with min ferrule without plastic sleeve (mm ²)	0.5
Conductor cross section flexible, with max ferrule without plastic sleeve (mm ²)	16
Conductor cross section flexible, with min ferrule with plastic sleeve (mm ²)	0.5
Conductor cross section flexible, with max ferrule with plastic sleeve (mm ²)	16
2 conductors with same cross section, solid, min (mm ²)	0.5
2 conductors with same cross section, solid, max (mm ²)	4
2 conductors with same cross section, stranded, min (mm ²)	0.5
2 conductors with same cross section, stranded, max (mm ²)	4
2 conductors with same cross section flexible, with min ferrule without plastic sleeve (mm ²)	0.5
2 conductors with same cross section flexible, with max ferrule without plastic sleeve (mm ²)	2.5
2 conductors with same cross section flexible, min twin ferrules with plastic sleeve (mm ²)	0.5
2 conductors with same cross section flexible, max twin ferrules with plastic sleeve (mm ²)	6
Screw thread	M4
Slotted screwdriver size (Blade thickness x Width)(mm)	1.0*5.5
Philips screwdriver size	PZ2
Rated torque (N.m)	1.47
Recommend tightening torque. min (N.m)	1.2
Recommend tightening torque. max (N.m)	1.5

Stripping Length (mm)	10
-----------------------	----

Connection data-UL

Rated voltage (UL/CUL Group B)(V)	300
Rated current (UL/CUL Group B)(A)	65
Rated voltage (UL/CUL Group C)(V)	300
Rated current (UL/CUL Group C)(A)	65
Min. solid wire connection (AWG) acc. to UL/CUL	24
Max. solid wire connection AWG acc. to UL/CUL	6
Min. stranded wire connection AWG acc. to UL/CUL	24
Max. stranded wire connection AWG acc. to UL/CUL	6

Environment & Safety

Back of the hand protection (YES or NO)	YES
Finger protection (YES or NO)	YES
Operating temperature. max (°C)	120
Operating temperature. min (°C)	-40

UL Recognized

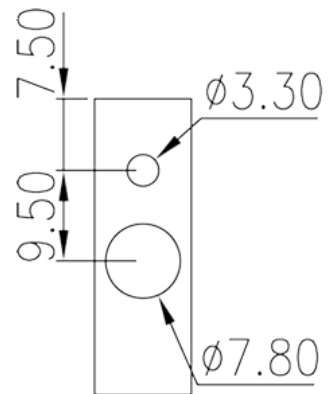
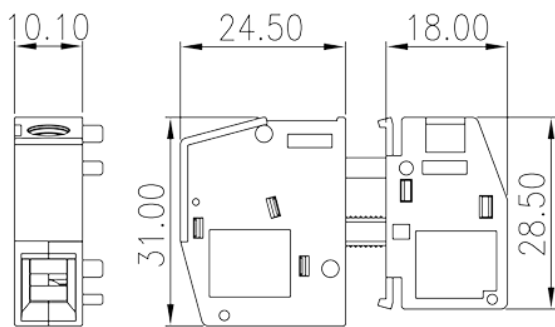
Wire Range (Group B)(AWG)	24~6
Rated voltage (Group B)(V)	300
Rated current (Group B)(A)	65
Wire Range (Group C)(AWG)	24~6
Rated voltage (Group C)(V)	300
Rated current (Group C)(A)	65
Wire Range (Group D)(AWG)	24~6
Rated voltage (Group D)(V)	300
Rated current (Group D)(A)	10

CUL Recognized

Wire Range (Group B)(AWG)	24~6
Rated voltage (Group B)(V)	300
Rated current (Group B)(A)	65
Wire Range (Group C)(AWG)	24~6
Rated voltage (Group C)(V)	300

Rated current (Group C)(A)	65
Wire Ranget (Group D)(AWG)	24~6
Rated voltage (Group D)(V)	300
Rated current (Group D)(A)	10

Drawings



Approvals

