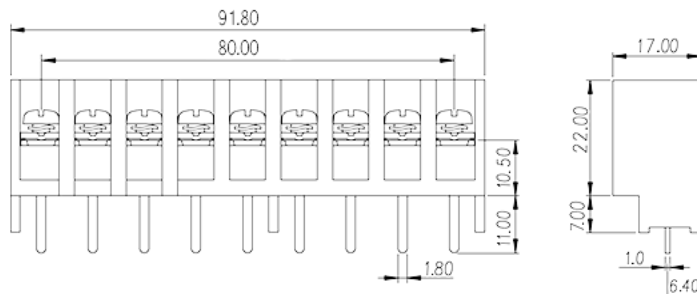



0032-0109

Barrier Terminal Blocks > Single Row

Date:2026-04-05Version:1.1



The web catalog is for reference only. Dinkle remains the right of product modification and engineering change of the design. The final product is made according to engineering drawing.

Product Description

Pitch: 10.00mm, M4, 300V, 30 Str/25Sol

General information

Short description	Barrier terminal blocks, Screw connection
Category	Single Row
Pitch (mm)	10
Color	Black (default)
Connection method	Screw connection
Type of locking	Without
Pin demensions (Thickness x Width)(mm)	1.0X1.8
PCB hole diameter (mm)	2.5
Level	Single Row

Material information

Insulation material	PBT
Insulation material group	IIIa
Flame retardant rating , compliant with UL94	V0
Conductor material	Copper Alloy
Plating of conductor surface	Tinned

Connection data-IEC

Rated current (A)	32
Rated voltage (II/2)(V)	1000
Rated voltage (III/2) (V)	1000
Rated voltage (III/3)(V)	500
Rated impulse voltage (II/2)(KV)	8
Rated impulse voltage (III/2)(KV)	8
Rated impulse voltage (III/3)(KV)	8
Conductor cross section solid. min (mm ²)	0.75
Conductor cross section solid.max (mm ²)	4
Conductor cross section stranded. min (mm ²)	0.75
Conductor cross section stranded. max (mm ²)	4
2 conductors with same cross section, solid, max (mm ²)	2.5
2 conductors with same cross section, stranded, max (mm ²)	2.5
Screw thread	M4
Slotted screwdriver size (Blade thickness x Width)(mm)	1.0x5.5
Philips screwdriver size	PH2
Rated torque (N.m)	1.6
Recommend tightening torque. min (N.m)	1.2
Recommend tightening torque. max (N.m)	1.6
Stripping Length (mm)	10~11

Connection data-UL

Rated voltage (UL/CUL Group B)(V)	300
Rated current (UL/CUL Group B)(A)	30 Str/25 Sol
Rated voltage (UL/CUL Group C)(V)	300
Rated current (UL/CUL Group C)(A)	30 Str/25 Sol
Rated voltage (UL/CUL Group D)(V)	600
Rated current (UL/CUL Group D)(A)	5
Min. solid wire connection (AWG) acc. to UL/CUL	18
Max. solid wire connection AWG acc. to UL/CUL	10
Min. stranded wire connection AWG acc. to UL/CUL	18
Max. stranded wire connection AWG acc. to UL/CUL	10

Environment & Safety

Back of the hand protection (YES or NO)	YES
Operating temperature. max (°C)	120
Operating temperature. min (°C)	-40

UL Recognized

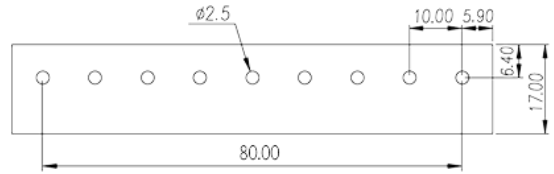
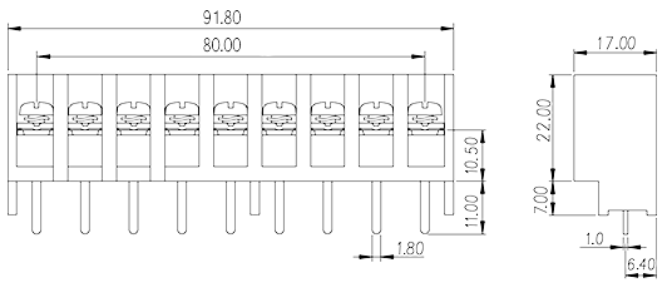
Wire Range (Group B)(AWG)	18~10
Rated voltage (Group B)(V)	300
Rated current (Group B)(A)	30 Str/25 Sol
Wire Range (Group C)(AWG)	18~10
Rated voltage (Group C)(V)	300
Rated current (Group C)(A)	30 Str/25 Sol
Wire Range (Group D)(AWG)	18~10
Rated voltage (Group D)(V)	600
Rated current (Group D)(A)	5

CUL Recognized

Wire Range (Group B)(AWG)	18~10
Rated voltage (Group B)(V)	300
Rated current (Group B)(A)	30 Str/25 Sol
Wire Range (Group C)(AWG)	18~10
Rated voltage (Group C)(V)	300
Rated current (Group C)(A)	30 Str/25 Sol
Wire Ranget (Group D)(AWG)	18~10
Rated voltage (Group D)(V)	600
Rated current (Group D)(A)	5

Drawings

--	--



Approvals

