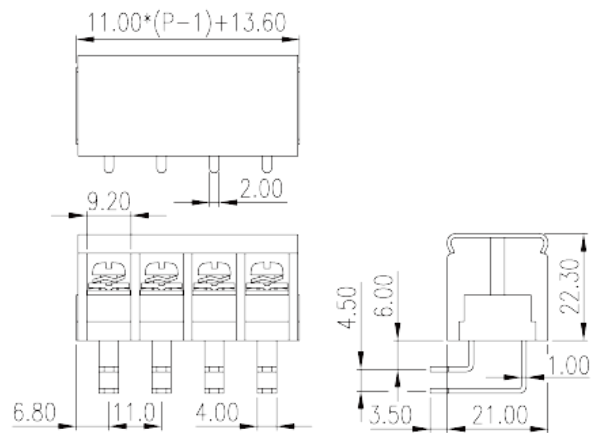



# DT-66-C11W-XX

Barrier Terminal Blocks &gt; Single Row

Date:2026-04-06Version:1.1



The web catalog is for reference only. Dinkle remains the right of product modification and engineering change of the design. The final product is made according to engineering drawing.

## Product Description

Pitch: 11.00mm , M4, 300V, 40A

## General information

Short description	Barrier terminal blocks , Screw connection
Category	Single Row
Pitch (mm)	11.00
Color	Black(default)
Connection method	Screw connection
Type of locking	Without
Pin demensions (Thickness x Width)(mm)	1.0X2.0
PCB hole diameter (mm)	2.6~2.7
Level	Single Row

## Material information

Insulation material	PBT
Insulation material group	III
Flame retardant rating , compliant with UL94	V0
Conductor material	Copper Alloy
Plating of conductor surface	Tinned

## Connection data-IEC

Rated voltage (V)	800
Rated current (A)	41
Rated voltage (II/2)(V)	800
Rated voltage (III/2) (V)	800
Rated voltage (III/3)(V)	400
Rated impulse voltage (II/2)(KV)	8
Rated impulse voltage (III/2)(KV)	8
Rated impulse voltage (III/3)(KV)	8
Conductor cross section solid. min (mm <sup>2</sup> )	0.75
Conductor cross section solid.max (mm <sup>2</sup> )	6
Conductor cross section stranded. min (mm <sup>2</sup> )	0.75
Conductor cross section stranded. max (mm <sup>2</sup> )	6
2 conductors with same cross section, solid, max (mm <sup>2</sup> )	4
2 conductors with same cross section, stranded, max (mm <sup>2</sup> )	4
Screw thread	M4
Slotted screwdriver size (Blade thickness x Width)(mm)	1.0x5.5
Philips screwdriver size	PH2
Rated torque (N.m)	1.7
Recommend tightening torque. min (N.m)	1.2
Recommend tightening torque. max (N.m)	1.7
Stripping Length (mm)	12~13

## Connection data-UL

Rated voltage (UL/CUL Group B)(V)	300
Rated current (UL/CUL Group B)(A)	40
Rated voltage (UL/CUL Group D)(V)	300
Rated current (UL/CUL Group D)(A)	10
Min. solid wire connection (AWG) acc. to UL/CUL	18
Max. solid wire connection AWG acc. to UL/CUL	8
Min. stranded wire connection AWG acc. to UL/CUL	18
Max. stranded wire connection AWG acc. to UL/CUL	8

## Environment & Safety

Back of the hand protection (YES or NO)	YES
Operating temperature. max (°C)	130
Operating temperature. min (°C)	-40

### UL Recognized

Wire Range (Group B)(AWG)	18~8
Rated voltage (Group B)(V)	300
Rated current (Group B)(A)	40
Wire Range (Group D)(AWG)	18~8
Rated voltage (Group D)(V)	300
Rated current (Group D)(A)	10

### CUL Recognized

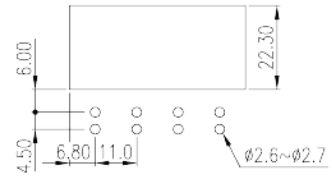
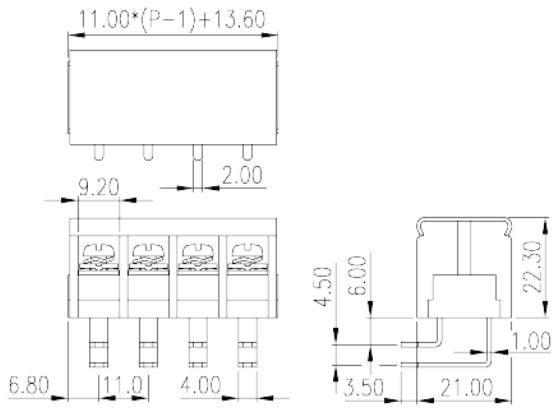
Wire Range (Group B)(AWG)	18~8
Rated voltage (Group B)(V)	300
Rated current (Group B)(A)	40
Wire Range (Group D)(AWG)	18~8
Rated voltage (Group D)(V)	300
Rated current (Group D)(A)	10

### VDE Approval

Wire Range (mm <sup>2</sup> )	0.75~6
Rated voltage (V)	800
Rated current (A)	41

### Drawings

--	--



## Approvals

