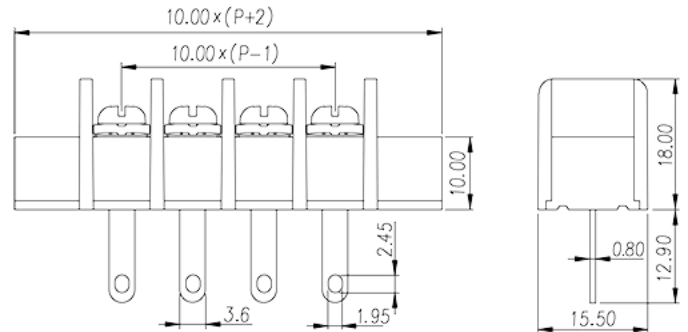



DT-55-A02W-XX

Barrier Terminal Blocks > Single Row

Date:2026-04-06Version:1.1



The web catalog is for reference only. Dinkle remains the right of product modification and engineering change of the design. The final product is made according to engineering drawing.

Product Description

Pitch: 10.00mm , M3.5, 300V, 25A

General information

| | |
|--|--|
| Short description | Barrier terminal blocks , Screw connection |
| Category | Single Row |
| Pitch (mm) | 10.00 |
| Color | Black(default) |
| Connection method | Screw connection |
| Type of locking | With mounting flange |
| Pin demensions (Thickness x Width)(mm) | 0.8X3.6 |
| Level | Single Row |

Material information

| | |
|--|--------------|
| Insulation material | PA66 |
| Insulation material group | I |
| Flame retardant rating , compliant with UL94 | V0 |
| Conductor material | Copper Alloy |
| Plating of conductor surface | Tinned |

Connection data-IEC

| | |
|--|---------|
| Rated current (A) | 24 |
| Rated voltage (II/2)(V) | 1000 |
| Rated voltage (III/2) (V) | 630 |
| Rated voltage (III/3)(V) | 400 |
| Rated impulse voltage (II/2)(KV) | 6 |
| Rated impulse voltage (III/2)(KV) | 6 |
| Rated impulse voltage (III/3)(KV) | 6 |
| Conductor cross section solid. min (mm ²) | 0.34 |
| Conductor cross section solid.max (mm ²) | 2.5 |
| Conductor cross section stranded. min (mm ²) | 0.34 |
| Conductor cross section stranded. max (mm ²) | 2.5 |
| 2 conductors with same cross section, solid, max (mm ²) | 1.5 |
| 2 conductors with same cross section, stranded, max (mm ²) | 1.5 |
| Screw thread | M3.5 |
| Slotted screwdriver size (Blade thickness x Width)(mm) | 0.8x4.0 |
| Philips screwdriver size | PH2 |
| Rated torque (N.m) | 1.8 |
| Recommend tightening torque. min (N.m) | 0.8 |
| Recommend tightening torque. max (N.m) | 1.8 |
| Stripping Length (mm) | 8~9 |

Connection data-UL

| | |
|--|-----|
| Rated voltage (UL/CUL Group B)(V) | 300 |
| Rated current (UL/CUL Group B)(A) | 25 |
| Rated voltage (UL/CUL Group C)(V) | 150 |
| Rated current (UL/CUL Group C)(A) | 25 |
| Rated voltage (UL/CUL Group D)(V) | 300 |
| Rated current (UL/CUL Group D)(A) | 10 |
| Min. solid wire connection (AWG) acc. to UL/CUL | 22 |
| Max. solid wire connection AWG acc. to UL/CUL | 12 |
| Min. stranded wire connection AWG acc. to UL/CUL | 22 |
| Max. stranded wire connection AWG acc. to UL/CUL | 12 |

Environment & Safety

| | |
|---|-----|
| Back of the hand protection (YES or NO) | YES |
| Operating temperature. max (°C) | 130 |
| Operating temperature. min (°C) | -40 |

UL Recognized

| | |
|----------------------------|-------|
| Wire Range (Group B)(AWG) | 22~12 |
| Rated voltage (Group B)(V) | 300 |
| Rated current (Group B)(A) | 25 |
| Wire Range (Group C)(AWG) | 22~12 |
| Rated voltage (Group C)(V) | 150 |
| Rated current (Group C)(A) | 25 |
| Wire Range (Group D)(AWG) | 22~12 |
| Rated voltage (Group D)(V) | 300 |
| Rated current (Group D)(A) | 10 |

CUL Recognized

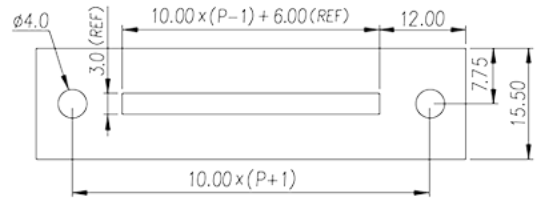
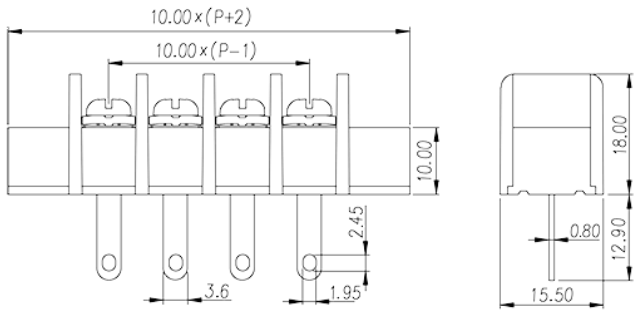
| | |
|----------------------------|-------|
| Wire Range (Group B)(AWG) | 22~12 |
| Rated voltage (Group B)(V) | 300 |
| Rated current (Group B)(A) | 25 |
| Wire Range (Group C)(AWG) | 22~12 |
| Rated voltage (Group C)(V) | 150 |
| Rated current (Group C)(A) | 25 |
| Wire Ranget (Group D)(AWG) | 22~12 |
| Rated voltage (Group D)(V) | 300 |
| Rated current (Group D)(A) | 10 |

VDE Approval

| | |
|-------------------------------|----------|
| Wire Range (mm ²) | 0.34~2.5 |
| Rated current (A) | 24 |

Drawings

| | |
|--|--|
| | |
|--|--|



Approvals

