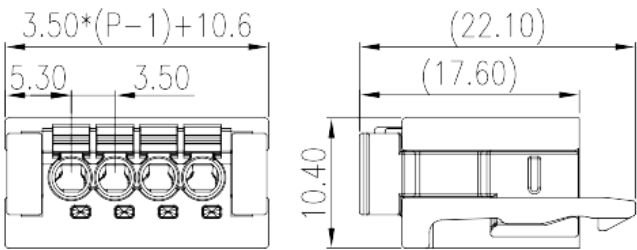


0184-16XX

PCB Terminal Blocks > PCB Connector-Plug

Date:2025-08-19



The web catalog is for reference only. Dinkle remains the right of product modification and engineering change of the design.
The final product is made according to engineering drawing.

Product Description

Pitch: 3.50mm, 150V, 6A

General information

Short description	PCB Connector-Plug, Push-in Design
Category	PCB Connector-Plug
Pitch (mm)	3.50
Color	Refer to drawing
Connection method	Push-in design
Type of locking	With lock flange
Length (mm)	3.50*(P-1)+10.6
Width (mm)	10.4
Height (mm)	22.1
Number of positions	02P~24P
Level	Single level

Material information

Insulation material	PA
Insulation material group	I
Flame retardant rating , compliant with UL94	V0

Insulation resistance	□500MΩ at DC 500V
Conductor material	COPPER ALLOY
Plating of conductor surface	Tin PLATED

Connection data-IEC

Rated voltage (V)	320
Rated current (A)	7
Rated voltage (II/2)(V)	320
Rated voltage (III/2) (V)	125
Rated voltage (III/3)(V)	125
Rated impulse voltage (II/2)(KV)	2.5
Rated impulse voltage (III/2)(KV)	2.5
Rated impulse voltage (III/3)(KV)	2.5
Conductor cross section solid. min (mm²)	0.2
Conductor cross section solid.max (mm²)	1.5
Conductor cross section stranded. min (mm²)	0.2
Conductor cross section stranded. max (mm²)	1.5
Conductor cross section flexible, with min ferrule without plastic sleeve (mm²)	0.25
Conductor cross section flexible, with max ferrule without plastic sleeve (mm²)	1
Conductor cross section flexible, with min ferrule with plastic sleeve (mm²)	0.25
Conductor cross section flexible, with max ferrule with plastic sleeve (mm²)	0.75
Philips screwdriver size	0.4x2.5
Stripping Length (mm)	8~9

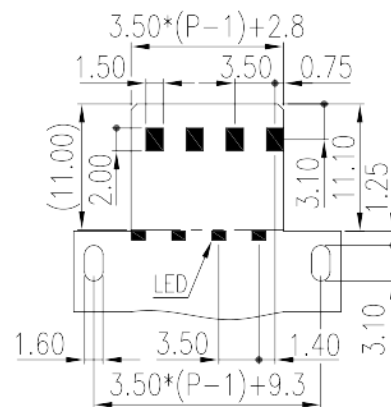
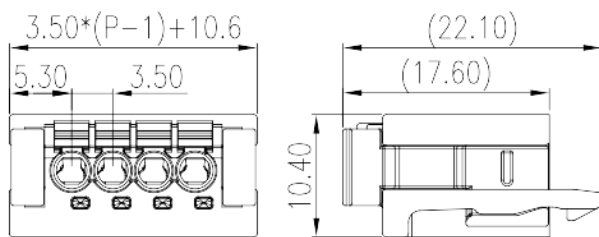
Connection data-UL

Rated voltage (UL/CUL Group B)(V)	150
Rated current (UL/CUL Group B)(A)	6
Min. solid wire connection (AWG) acc. to UL/CUL	24
Max. solid wire connection AWG acc. to UL/CUL	16
Min. stranded wire connection AWG acc. to UL/CUL	24
Max. stranded wire connection AWG acc. to UL/CUL	16

Environment & Safety

Finger protection (YES or NO)	YES
Operating temperature. max (°C)	120
Operating temperature. min (°C)	-40

Drawings



Approvals

