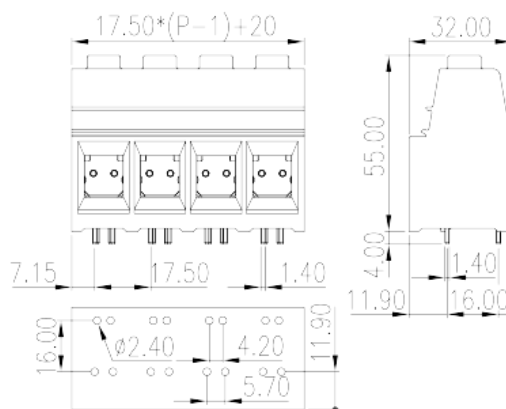



ESK175V-XXP

PCB Terminal Blocks > PCB Terminal Blocks

Date:2026-04-07



The web catalog is for reference only. Dinkle remains the right of product modification and engineering change of the design. The final product is made according to engineering drawing.

Product Description

Pitch :17.50mm, M6, 600V, 160A

General information

Short description	PCB Terminal Blocks , Screw Connection
Category	PCB Terminal Blocks
Pitch (mm)	17.5
Color	Green (default)
Connection method	Screw Connection
Type of locking	Without
Soldering method	Wave Soldering
Length (mm)	$17.50 \times (P-1) + 20$
Width (mm)	32
Height (mm)	55
Pin dimensions (Thickness x Width)(mm)	1.4 x 1.4
PCB hole diameter (mm)	2.4
Number of positions	01P~13P
Level	Single level
Connection points	1~13

Material information

Insulation material	PA
Insulation material group	I
Flame retardant rating , compliant with UL94	V0
Insulation resistance	□500MΩ at DC 500V
Conductor material	COPPER ALLOY
Plating of conductor surface	Tin PLATED

Connection data-IEC

Rated voltage (V)	1000
Rated current (A)	192
Rated voltage (II/2)(V)	1000
Rated voltage (III/2) (V)	1000
Rated voltage (III/3)(V)	1000
Rated impulse voltage (II/2)(KV)	6
Rated impulse voltage (III/2)(KV)	8
Rated impulse voltage (III/3)(KV)	8
Conductor cross section solid. min (mm ²)	1.5
Conductor cross section solid.max (mm ²)	70
Conductor cross section stranded. min (mm ²)	1.5
Conductor cross section stranded. max (mm ²)	70
Conductor cross section flexible, with min ferrule without plastic sleeve (mm ²)	1.5
Conductor cross section flexible, with max ferrule without plastic sleeve (mm ²)	50
Conductor cross section flexible, with min ferrule with plastic sleeve (mm ²)	1.5
Conductor cross section flexible, with max ferrule with plastic sleeve (mm ²)	50
2 conductors with same cross section, solid, min (mm ²)	1.5
2 conductors with same cross section, solid, max (mm ²)	16
2 conductors with same cross section, stranded, min (mm ²)	1.5
2 conductors with same cross section, stranded, max (mm ²)	25
2 conductors with same cross section flexible, with min ferrule without plastic sleeve (mm ²)	1.5
2 conductors with same cross section flexible, with max ferrule without plastic sleeve (mm ²)	16

2 conductors with same cross section flexible, min twin ferrules with plastic sleeve (mm ²)	1.5
2 conductors with same cross section flexible, max twin ferrules with plastic sleeve (mm ²)	16
Screw thread	M6
Recommend tightening torque. min (N.m)	5
Recommend tightening torque. max (N.m)	6
Stripping Length (mm)	19~21

Connection data-UL

Rated voltage (UL/CUL Group B)(V)	600
Rated current (UL/CUL Group B)(A)	160
Rated voltage (UL/CUL Group C)(V)	600
Rated current (UL/CUL Group C)(A)	160
Rated voltage (UL/CUL Group D)(V)	600
Rated current (UL/CUL Group D)(A)	5
Min. solid wire connection (AWG) acc. to UL/CUL	16
Max. solid wire connection AWG acc. to UL/CUL	2/0
Min. stranded wire connection AWG acc. to UL/CUL	16
Max. stranded wire connection AWG acc. to UL/CUL	2/0

Environment & Safety

Finger protection (YES or NO)	YES
Operating temperature. max (°C)	120
Operating temperature. min (°C)	-40

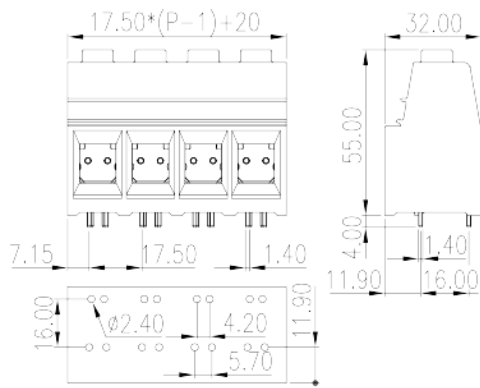
UL Recognized

Wire Range (Group B)(AWG)	16~2/0
Rated voltage (Group B)(V)	600
Rated current (Group B)(A)	160
Wire Range (Group C)(AWG)	16~2/0
Rated voltage (Group C)(V)	600
Rated current (Group C)(A)	160
Wire Range (Group D)(AWG)	16~2/0
Rated voltage (Group D)(V)	600
Rated current (Group D)(A)	5

CUL Recognized

Wire Range (Group B)(AWG)	16~2/0
Rated voltage (Group B)(V)	600
Rated current (Group B)(A)	160
Wire Range (Group C)(AWG)	16~2/0
Rated voltage (Group C)(V)	600
Rated current (Group C)(A)	160
Wire Range (Group D)(AWG)	16~2/0
Rated voltage (Group D)(V)	600
Rated current (Group D)(A)	5

Drawings



Approvals

