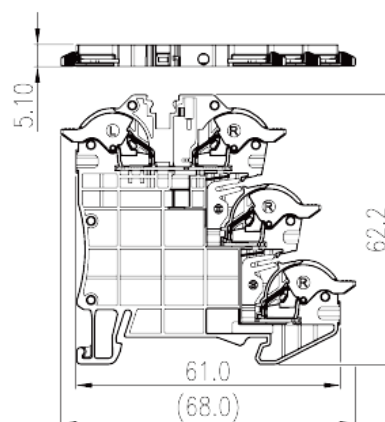



# DPH1.5SGU

DIN Rail Terminal Blocks > Push-in Design

Date:2026-04-06



The web catalog is for reference only. Dinkle remains the right of product modification and engineering change of the design. The final product is made according to engineering drawing.

## Product Description

300V, 14A, Beige (default)

## General information

Short description	Sensor Terminal Block, Screw Connection
Category	Sensor Terminal Block
Color	Refer to drawing
Connection method	Push-in Design
Length (mm)	68
Width (mm)	5.1
Height (mm)	63.5 ( TS-35N ) / 71 ( TS-35/15N )
Number of positions	≥3P
Level	Three level
Connection points	4

## Material information

Insulation material	PA
Insulation material group	I
Flame retardant rating , compliant with UL94	V0
Insulation resistance	□500MΩ at DC 500V

## Connection data-IEC

Rated voltage (V)	250
Rated current (A)	15
Rated voltage (III/3)(V)	250
Rated impulse voltage (III/3)(KV)	4
Conductor cross section solid. min (mm <sup>2</sup> )	0.14
Conductor cross section solid.max (mm <sup>2</sup> )	1.5
Conductor cross section stranded. min (mm <sup>2</sup> )	0.14
Conductor cross section stranded. max (mm <sup>2</sup> )	1.5
Conductor cross section flexible, with min ferrule without plastic sleeve (mm <sup>2</sup> )	0.25
Conductor cross section flexible, with max ferrule without plastic sleeve (mm <sup>2</sup> )	1.5
Conductor cross section flexible, with min ferrule with plastic sleeve (mm <sup>2</sup> )	0.25
Conductor cross section flexible, with max ferrule with plastic sleeve (mm <sup>2</sup> )	0.75
Slotted screwdriver size (Blade thickness x Width)(mm)	0.4x2.5
Stripping Length (mm)	8
Mounting rail	TS-35N · TS-35/15N
End cover plate required	YES
Grounding connections	NO

## Connection data-UL

Rated voltage (UL/CUL Group B)(V)	300
Rated current (UL/CUL Group B)(A)	14
Rated voltage (UL/CUL Group C)(V)	150
Rated current (UL/CUL Group C)(A)	14
Rated voltage (UL/CUL Group D)(V)	300
Rated current (UL/CUL Group D)(A)	10
Min. solid wire connection (AWG) acc. to UL/CUL	26
Max. solid wire connection AWG acc. to UL/CUL	14
Min. stranded wire connection AWG acc. to UL/CUL	26
Max. stranded wire connection AWG acc. to UL/CUL	14

## Environment & Safety

Range of the main (Section) YES or NO	YES
Operating temperature. max (°C)	120
Operating temperature. min (°C)	-40

### UL Recognized

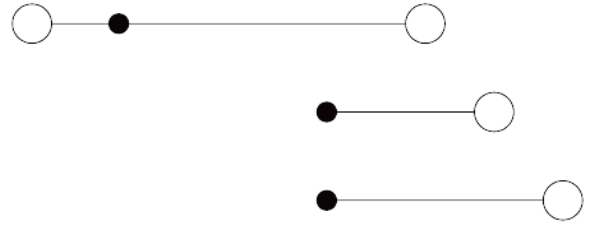
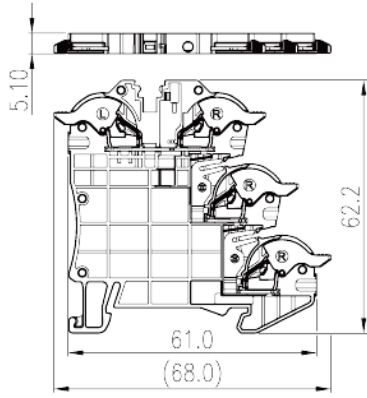
Wire Range (Group B)(AWG)	26~14
Rated voltage (Group B)(V)	300
Rated current (Group B)(A)	14
Wire Range (Group C)(AWG)	26~14
Rated voltage (Group C)(V)	150
Rated current (Group C)(A)	14
Wire Range (Group D)(AWG)	26~14
Rated voltage (Group D)(V)	300
Rated current (Group D)(A)	10

### CUL Recognized

Wire Range (Group B)(AWG)	26~14
Rated voltage (Group B)(V)	300
Rated current (Group B)(A)	14
Wire Range (Group C)(AWG)	26~14
Rated voltage (Group C)(V)	150
Rated current (Group C)(A)	14
Wire Ranget (Group D)(AWG)	26~14
Rated voltage (Group D)(V)	300
Rated current (Group D)(A)	10

### Drawings

--	--



## Approvals

