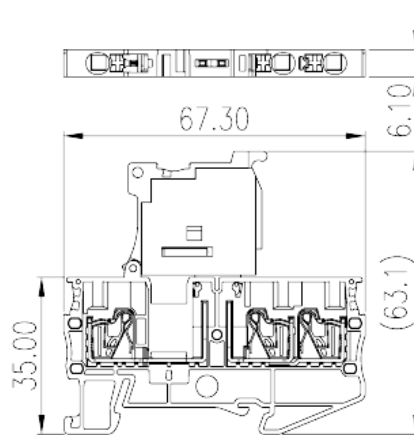



DP2.5NU-TN-TFLXX

DIN Rail Terminal Blocks > Push-in Design

Date:2026-04-06



The web catalog is for reference only. Dinkle remains the right of product modification and engineering change of the design. The final product is made according to engineering drawing.

Product Description

24V/60V/110V/250V, 12A, Beige (default)

General information

Short description	Fuse Terminal Block, Push-in Design
Category	Fuse Terminal Block
Color	Refer to drawing
Connection method	Push-in Design
Type of locking	Rail Mounting
Length (mm)	67.3
Width (mm)	6.1
Height (mm)	64.6 (TS-35N) / 72.1 (TS-35/15N)
Number of positions	≥1P
Level	Single level
Connection points	3

Material information

Insulation material	PA
---------------------	----

Insulation material group	I
Flame retardant rating , compliant with UL94	V0
Insulation resistance	□500MΩ at DC 500V

Connection data-IEC

Rated voltage (V)	24/60/110/250
Rated current (A)	6.3 (the Current is determined by the fuse used)
Rated voltage (III/3)(V)	24/60/110/250
Rated impulse voltage (III/3)(KV)	4
Conductor cross section solid. min (mm ²)	0.14
Conductor cross section solid.max (mm ²)	4
Conductor cross section stranded. min (mm ²)	0.14
Conductor cross section stranded. max (mm ²)	2.5
Conductor cross section flexible, with min ferrule without plastic sleeve (mm ²)	0.25
Conductor cross section flexible, with max ferrule without plastic sleeve (mm ²)	2.5
Conductor cross section flexible, with min ferrule with plastic sleeve (mm ²)	0.25
Conductor cross section flexible, with max ferrule with plastic sleeve (mm ²)	2.5
2 conductors with same cross section flexible, min twin ferrules with plastic sleeve (mm ²)	0.5
2 conductors with same cross section flexible, max twin ferrules with plastic sleeve (mm ²)	0.5
Slotted screwdriver size (Blade thickness x Width)(mm)	0.6x3.5
Stripping Length (mm)	9~10
Mounting rail	TS-35N、TS-35/15N
End cover plate required	YES
Grounding connections	NO

Connection data-UL

Rated voltage (UL/CUL Group B)(V)	24/60/110/250
Rated current (UL/CUL Group B)(A)	12
Rated voltage (UL/CUL Group C)(V)	24/60/110/250
Rated current (UL/CUL Group C)(A)	12
Min. solid wire connection (AWG) acc. to UL/CUL	26
Max. solid wire connection AWG acc. to UL/CUL	12

Min. stranded wire connection AWG acc. to UL/CUL	26
Max. stranded wire connection AWG acc. to UL/CUL	12

Environment & Safety

Back of the hand protection (YES or NO)	YES
Finger protection (YES or NO)	YES
Operating temperature. max (°C)	120
Operating temperature. min (°C)	-40

UL Recognized

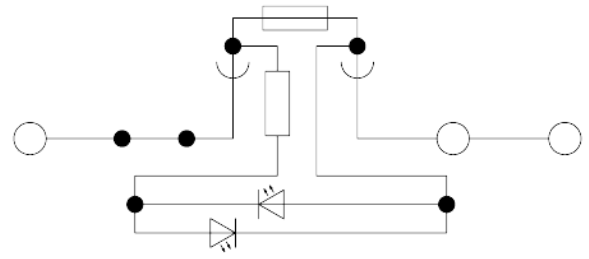
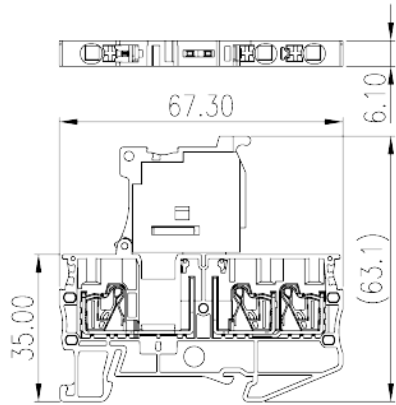
Wire Range (Group B)(AWG)	26~12
Rated voltage (Group B)(V)	24/60/110/250
Rated current (Group B)(A)	12
Wire Range (Group C)(AWG)	26~12
Rated voltage (Group C)(V)	24/60/110/250
Rated current (Group C)(A)	12

CUL Recognized

Wire Range (Group B)(AWG)	26~12
Rated voltage (Group B)(V)	24/60/110/250
Rated current (Group B)(A)	12
Wire Range (Group C)(AWG)	26~12
Rated voltage (Group C)(V)	24/60/110/250
Rated current (Group C)(A)	12

Drawings

--	--



Approvals

