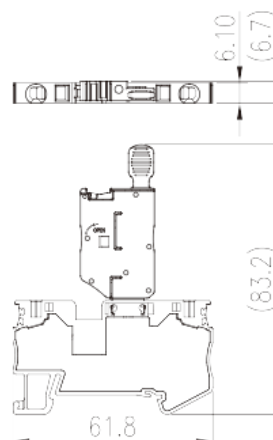



# AK4-MLXX

DIN Rail Terminal Blocks > Spring Clamp Connection

Date:2025-08-16



The web catalog is for reference only. Dinkle remains the right of product modification and engineering change of the design.  
The final product is made according to engineering drawing.

## Product Description

300V, 10A, Beige (default)

## General information

|                   |   |
|-------------------|---|
| Short description | Fuse Terminal Block, Push-in Design       |
| Category          | Fuse Terminal Block                       |
| Color             | Beige (default)                           |
| Connection method | Spring Clamp Connection                   |
| Length (mm)       | 61.8                                      |
| Width (mm)        | 6.7                                       |
| Height (mm)       | 83.2 84.7 ( TS-35N ) / 92.2 ( TS-35/15N ) |
| Level             | Single level                              |
| Connection points | 2   |

## Material information

|  |                                     |
|--|-------------------------------------|
| Insulation material                          | PA                                  |
| Insulation material group                    | I                                   |
| Flame retardant rating , compliant with UL94 | V0                                  |
| Insulation resistance                        | $\geq 500\text{M}\Omega$ at DC 500V |

## Connection data-IEC

|   |                  |
|---|------------------|
| Rated voltage (V)   | 400              |
| Rated current (A)   | 6.3              |
| Rated voltage (III/3)(V)  | 400              |
| Rated impulse voltage (III/3)(KV)   | 6                |
| Conductor cross section solid. min (mm <sup>2</sup> )   | 0.2              |
| Conductor cross section solid.max (mm <sup>2</sup> )  | 4                |
| Conductor cross section stranded. min (mm <sup>2</sup> )  | 0.2              |
| Conductor cross section stranded. max (mm <sup>2</sup> )  | 4                |
| Conductor cross section flexible, with min ferrule without plastic sleeve (mm <sup>2</sup> )            | 0.25             |
| Conductor cross section flexible, with max ferrule without plastic sleeve (mm <sup>2</sup> )            | 4                |
| Conductor cross section flexible, with min ferrule with plastic sleeve (mm <sup>2</sup> )               | 0.25             |
| Conductor cross section flexible, with max ferrule with plastic sleeve (mm <sup>2</sup> )               | 4                |
| 2 conductors with same cross section flexible, min twin ferrules with plastic sleeve (mm <sup>2</sup> ) | 0.5              |
| 2 conductors with same cross section flexible, max twin ferrules with plastic sleeve (mm <sup>2</sup> ) | 2.5              |
| Slotted screwdriver size (Blade thickness x Width)(mm)  | 0.6x3.5          |
| Stripping Length (mm)   | 10~11            |
| Mounting rail   | TS-35N、TS-35/15N |
| End cover plate required  | YES              |
| Grounding connections   | NO               |

## Connection data-UL

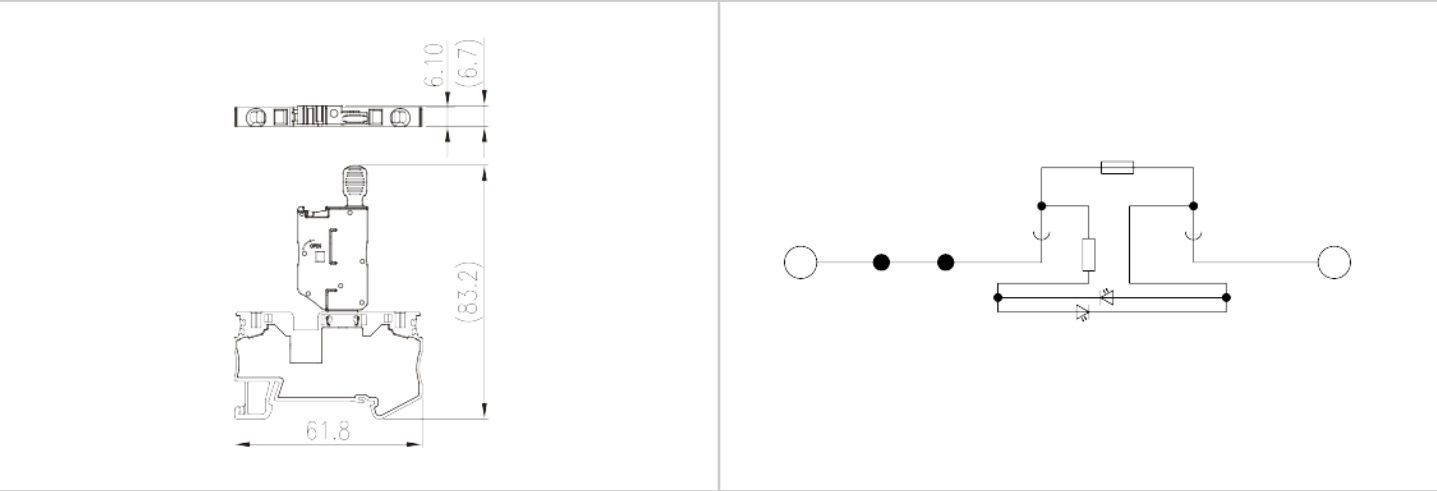
|  |     |
|--|-----|
| Rated voltage (UL/CUL Group B)(V)                | 300 |
| Rated current (UL/CUL Group B)(A)                | 10  |
| Min. solid wire connection (AWG) acc. to UL/CUL  | 28  |
| Max. solid wire connection AWG acc. to UL/CUL    | 10  |
| Min. stranded wire connection AWG acc. to UL/CUL | 28  |
| Max. stranded wire connection AWG acc. to UL/CUL | 10  |

## Environment & Safety

|   |     |
|---|-----|
| Back of the hand protection (YES or NO) | YES |
|---|-----|

|                                 |     |
|---------------------------------|-----|
| Finger protection (YES or NO)   | YES |
| Operating temperature. max (°C) | 120 |
| Operating temperature. min (°C) | -40 |

### Drawings



### Approvals

