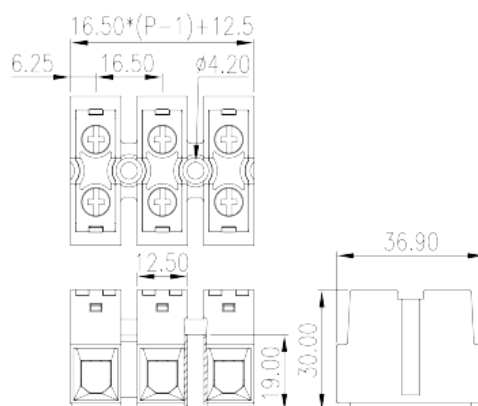



PM16H-16P

NEMA Terminal Blocks > Panel Mounting

Date:2026-04-06



The web catalog is for reference only. Dinkle remains the right of product modification and engineering change of the design. The final product is made according to engineering drawing.

Product Description

600V, 100A, Beige (default)

General information

Short description	Panel Mounting
Pitch (mm)	16.5
Color	Refer to drawing
Connection method	Screw Connection
Type of locking	With mounting flange
Length (mm)	$16.5*(P-1)+12.5$
Width (mm)	36.9
Height (mm)	30
Number of positions	02P~16P
Level	Single level
Connection points	2

Material information

Insulation material	PA
Insulation material group	I
Flame retardant rating , compliant with UL94	V0

Insulation resistance	□500MΩ at DC 500V
Conductor material	COPPER ALLOY
Plating of conductor surface	Tin PLATED

Connection data-IEC

Rated voltage (V)	1000
Rated current (A)	76
Rated voltage (II/2)(V)	1000
Rated voltage (III/2) (V)	1000
Rated voltage (III/3)(V)	1000
Rated impulse voltage (II/2)(KV)	8
Rated impulse voltage (III/2)(KV)	8
Rated impulse voltage (III/3)(KV)	8
Conductor cross section solid. min (mm ²)	1.5
Conductor cross section solid.max (mm ²)	16
Conductor cross section stranded. min (mm ²)	1.5
Conductor cross section stranded. max (mm ²)	16
Conductor cross section flexible, with min ferrule without plastic sleeve (mm ²)	1.5
Conductor cross section flexible, with max ferrule without plastic sleeve (mm ²)	16
Conductor cross section flexible, with min ferrule with plastic sleeve (mm ²)	1.5
Conductor cross section flexible, with max ferrule with plastic sleeve (mm ²)	16
2 conductors with same cross section, solid, min (mm ²)	1.5
2 conductors with same cross section, solid, max (mm ²)	6
2 conductors with same cross section, stranded, min (mm ²)	1.5
2 conductors with same cross section, stranded, max (mm ²)	6
2 conductors with same cross section flexible, with min ferrule without plastic sleeve (mm ²)	1.5
2 conductors with same cross section flexible, with max ferrule without plastic sleeve (mm ²)	6
2 conductors with same cross section flexible, min twin ferrules with plastic sleeve (mm ²)	1.5
2 conductors with same cross section flexible, max twin ferrules with plastic sleeve (mm ²)	6

Screw thread	M5
Slotted screwdriver size (Blade thickness x Width)(mm)	1.0x5.5
Philips screwdriver size	PH2
Recommend tightening torque. min (N.m)	2
Recommend tightening torque. max (N.m)	2.5
Tightening torque with flange. max (N.m)	1.2
Stripping Length (mm)	14~16

Connection data-UL

Rated voltage (UL/CUL Group B)(V)	600
Rated current (UL/CUL Group B)(A)	100
Rated voltage (UL/CUL Group C)(V)	600
Rated current (UL/CUL Group C)(A)	100
Rated voltage (UL/CUL Group D)(V)	600
Rated current (UL/CUL Group D)(A)	5
Min. solid wire connection (AWG) acc. to UL/CUL	14
Max. solid wire connection AWG acc. to UL/CUL	3
Min. stranded wire connection AWG acc. to UL/CUL	14
Max. stranded wire connection AWG acc. to UL/CUL	3

Environment & Safety

Back of the hand protection (YES or NO)	YES
Finger protection (YES or NO)	NO
Operating temperature. max (°C)	120
Operating temperature. min (°C)	-40

UL Recognized

Wire Range (Group B)(AWG)	14~3
Rated voltage (Group B)(V)	600
Rated current (Group B)(A)	100
Wire Range (Group C)(AWG)	14~3
Rated voltage (Group C)(V)	600
Rated current (Group C)(A)	100

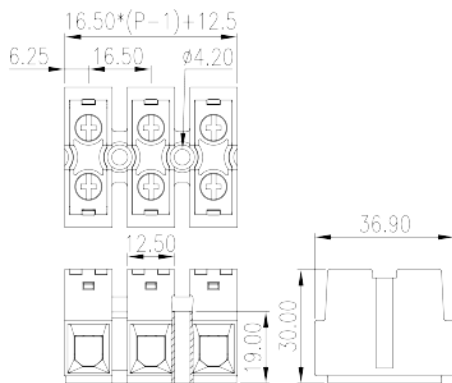
CUL Recognized

Wire Range (Group B)(AWG)	14~3
Rated voltage (Group B)(V)	600
Rated current (Group B)(A)	100
Wire Range (Group C)(AWG)	14~3
Rated voltage (Group C)(V)	600
Rated current (Group C)(A)	100

VDE Approval

Wire Range (mm ²)	1.5~16
Rated voltage (V)	1000
Rated current (A)	76

Drawings



Approvals

