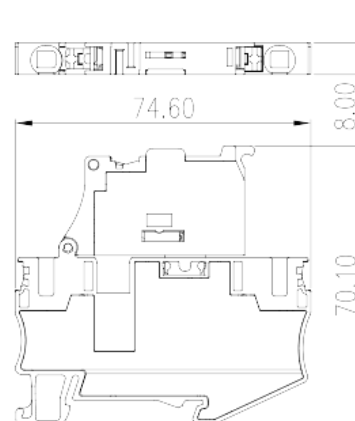



DP6N- TFLXX-6.3X32

DIN Rail Terminal Blocks > Push-in Design

Date:2025-08-17



The web catalog is for reference only. Dinkle remains the right of product modification and engineering change of the design.
The final product is made according to engineering drawing.

Product Description

300V, 6.3A, Beige (default)

General information

Short description	Fuse Terminal Block, Push-in Design
Category	Fuse Terminal Block
Color	Beige (default)
Connection method	Push-in Design
Type of locking	Rail Mounting
Length (mm)	74.6
Width (mm)	8
Height (mm)	70.1
Number of positions	≥1P
Level	Single level
Connection points	2

Material information

Insulation material	PA
---------------------	----

Insulation material group	I
Flame retardant rating , compliant with UL94	V0
Insulation resistance	$\geq 500\text{M}\Omega$ at DC 500V

Connection data-IEC

Rated voltage (V)	630
Rated current (A)	6.3
Rated voltage (III/3)(V)	630
Rated impulse voltage (III/3)(KV)	6
Conductor cross section solid. min (mm ²)	0.5
Conductor cross section solid.max (mm ²)	10
Conductor cross section stranded. min (mm ²)	0.5
Conductor cross section stranded. max (mm ²)	6
Conductor cross section flexible, with min ferrule without plastic sleeve (mm ²)	0.5
Conductor cross section flexible, with max ferrule without plastic sleeve (mm ²)	6
Conductor cross section flexible, with min ferrule with plastic sleeve (mm ²)	0.5
Conductor cross section flexible, with max ferrule with plastic sleeve (mm ²)	6
2 conductors with same cross section flexible, min twin ferrules with plastic sleeve (mm ²)	0.5
2 conductors with same cross section flexible, max twin ferrules with plastic sleeve (mm ²)	1.5
Slotted screwdriver size (Blade thickness x Width)(mm)	0.8x4.0
Stripping Length (mm)	12
Mounting rail	TS-35
End cover plate required	NO
Grounding connections	NO

Connection data-UL

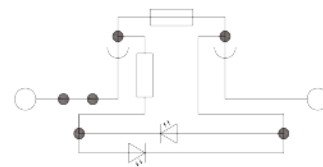
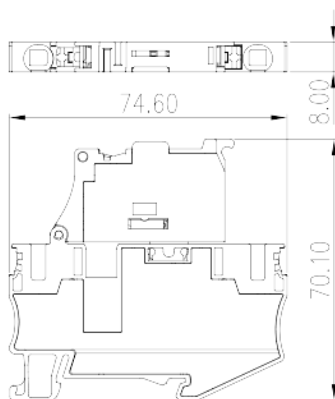
Rated voltage (UL/CUL Group B)(V)	300
Rated current (UL/CUL Group B)(A)	6.3
Rated voltage (UL/CUL Group C)(V)	300
Rated current (UL/CUL Group C)(A)	6.3
Min. solid wire connection (AWG) acc. to UL/CUL	20
Max. solid wire connection AWG acc. to UL/CUL	8

Min. stranded wire connection AWG acc. to UL/CUL	20
Max. stranded wire connection AWG acc. to UL/CUL	8

Environment & Safety

Back of the hand protection (YES or NO)	YES
Finger protection (YES or NO)	YES
Operating temperature. max (°C)	120
Operating temperature. min (°C)	-40

Drawings



* DP6-TFLXX(6.3X32) with LED display.

Part number	LED	Voltage
DP6-TFL24(6.3X32)	with LED light	24V
DP6-TFL60(6.3X32)	with LED light	60V
DP6-TFL110(6.3X32)	with LED light	110V
DP6-TFL250(6.3X32)	with LED light	250V
DP6-TFL630(6.3X32)	with LED light	630V

Approvals



