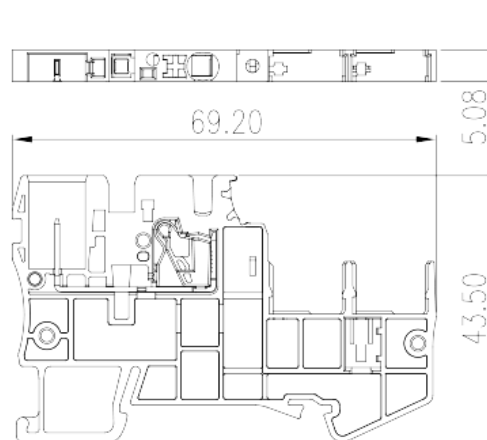



# DP2.5SGT

DIN Rail Terminal Blocks > Push-in Design

Date:2025-08-17



The web catalog is for reference only. Dinkle remains the right of product modification and engineering change of the design.  
The final product is made according to engineering drawing.

## Product Description

600V, 20A, Beige (default)

## General information

Short description	Plug-in Connection Terminal Block, Push-in Design
Category	Plug-in Connection Terminal Block
Pitch (mm)	5.08
Color	Beige (default)
Connection method	Push-in Design
Type of locking	Rail Mounting
Length (mm)	69.2
Width (mm)	5.08
Height (mm)	43.5
Number of positions	≥1P
Level	Single level
Connection points	1

## Material information

Insulation material	PA
Insulation material group	I

Flame retardant rating , compliant with UL94	V0
Insulation resistance	$\geq 500\text{M}\Omega$ at DC 500V

## Connection data-IEC

Rated voltage (V)	400
Rated current (A)	24
Rated voltage (II/2)(V)	1000
Rated voltage (III/2) (V)	400
Rated voltage (III/3)(V)	400
Rated impulse voltage (II/2)(KV)	6
Rated impulse voltage (III/2)(KV)	6
Rated impulse voltage (III/3)(KV)	6
Conductor cross section solid. min (mm <sup>2</sup> )	0.14
Conductor cross section solid.max (mm <sup>2</sup> )	4
Conductor cross section stranded. min (mm <sup>2</sup> )	0.14
Conductor cross section stranded. max (mm <sup>2</sup> )	2.5
Conductor cross section flexible, with min ferrule without plastic sleeve (mm <sup>2</sup> )	0.25
Conductor cross section flexible, with max ferrule without plastic sleeve (mm <sup>2</sup> )	2.5
Conductor cross section flexible, with min ferrule with plastic sleeve (mm <sup>2</sup> )	0.25
Conductor cross section flexible, with max ferrule with plastic sleeve (mm <sup>2</sup> )	2.5
Slotted screwdriver size (Blade thickness x Width)(mm)	0.6x3.5
Stripping Length (mm)	10
Mounting rail	TS-35
End cover plate required	YES
Grounding connections	NO

## Connection data-UL

Rated voltage (UL/CUL Group B)(V)	600
Rated current (UL/CUL Group B)(A)	20
Rated voltage (UL/CUL Group C)(V)	600
Rated current (UL/CUL Group C)(A)	20
Min. solid wire connection (AWG) acc. to UL/CUL	26
Max. solid wire connection AWG acc. to UL/CUL	12

Min. stranded wire connection AWG acc. to UL/CUL	26
Max. stranded wire connection AWG acc. to UL/CUL	12

## Environment & Safety

Back of the hand protection (YES or NO)	YES
Finger protection (YES or NO)	YES
Operating temperature. max (°C)	120
Operating temperature. min (°C)	-40

## UL Recognized

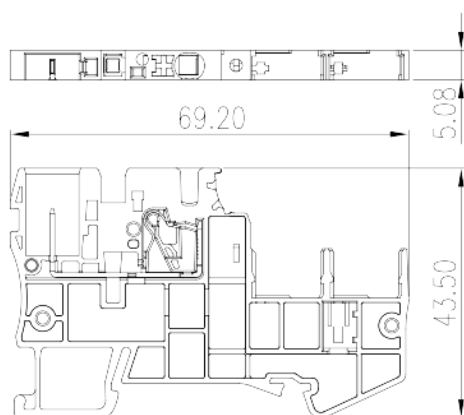
Wire Range (Group B)(AWG)	26~12
Rated voltage (Group B)(V)	600
Rated current (Group B)(A)	20
Wire Range (Group C)(AWG)	26~12
Rated voltage (Group C)(V)	600
Rated current (Group C)(A)	20

## CUL Recognized

Wire Range (Group B)(AWG)	26~12
Rated voltage (Group B)(V)	600
Rated current (Group B)(A)	20
Wire Range (Group C)(AWG)	26~12
Rated voltage (Group C)(V)	600
Rated current (Group C)(A)	20

## Drawings

--	--



## Approvals

