
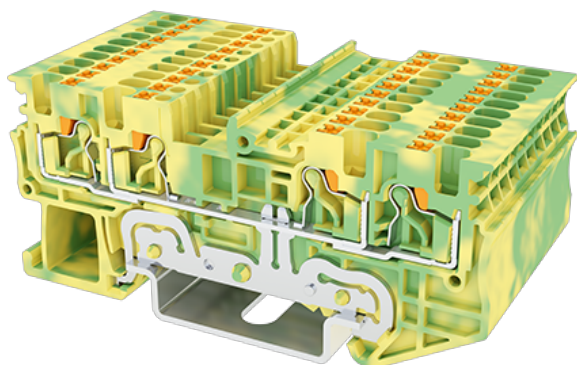


DP1.5N-TR-PE

DIN Rail Terminal Blocks > Push-in Design

Date:2026-04-06



The web catalog is for reference only. Dinkle remains the right of product modification and engineering change of the design. The final product is made according to engineering drawing.

Product Description

300V, Green-Yellow (default)

General information

Short description	Grounding Terminal Block, Push-in Design
Category	Grounding Terminal Blocks
Color	Green-Yellow (default)
Connection method	Push-in Design
Type of locking	Rail Mounting
Length (mm)	69.5
Width (mm)	3.5
Height (mm)	30.6
Number of positions	≥1P
Level	Single level
Connection points	4

Material information

Insulation material	PA
Insulation material group	I
Flame retardant rating , compliant with UL94	V0

Insulation resistance	$\geq 500\text{M}\Omega$ at DC 500V
-----------------------	-------------------------------------

Connection data-IEC

Rated voltage (V)	500
Rated impulse voltage (III/3)(KV)	6
Conductor cross section solid. min (mm ²)	0.14
Conductor cross section solid.max (mm ²)	1.5
Conductor cross section stranded. min (mm ²)	0.14
Conductor cross section stranded. max (mm ²)	1.5
Conductor cross section flexible, with min ferrule without plastic sleeve (mm ²)	0.25
Conductor cross section flexible, with max ferrule without plastic sleeve (mm ²)	1.5
Conductor cross section flexible, with min ferrule with plastic sleeve (mm ²)	0.25
Conductor cross section flexible, with max ferrule with plastic sleeve (mm ²)	0.75
Slotted screwdriver size (Blade thickness x Width)(mm)	0.4x2.5
Stripping Length (mm)	8
Mounting rail	TS-35
End cover plate required	YES
Grounding connections	YES


Connection data-UL

Rated voltage (UL/CUL Group B)(V)	300
Rated voltage (UL/CUL Group C)(V)	300
Min. solid wire connection (AWG) acc. to UL/CUL	26
Max. solid wire connection AWG acc. to UL/CUL	14
Min. stranded wire connection AWG acc. to UL/CUL	26
Max. stranded wire connection AWG acc. to UL/CUL	14

Environment & Safety

Back of the hand protection (YES or NO)	YES
Finger protection (YES or NO)	YES
Operating temperature. max (°C)	120
Operating temperature. min (°C)	-40

Drawings



Approvals

