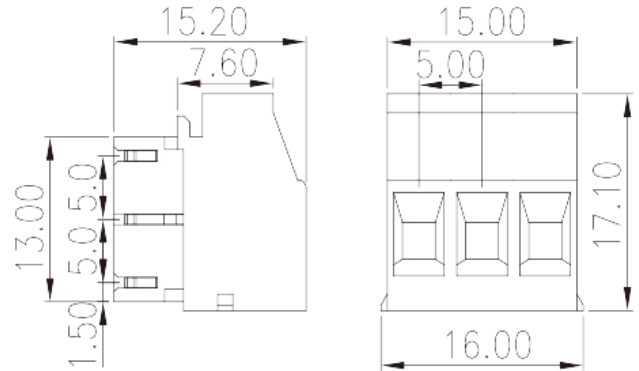


# 5ES-4PL

PCB Terminal Blocks &gt; PCB Connector-Plug

Date:2025-08-16Version:1.1



The web catalog is for reference only. Dinkle remains the right of product modification and engineering change of the design.  
The final product is made according to engineering drawing.

## Product Description

Pitch : 5.00 mm, 300V, 10A

## General information

|                     |                                       |
|---------------------|---------------------------------------|
| Short description   | PCB Terminal Blocks, Screw Connection |
| Category            | PCB Terminal Blocks                   |
| Pitch (mm)          | 5.00                                  |
| Color               | Green (default)                       |
| Connection method   | Screw Connection                      |
| Type of locking     | Without                               |
| Length (mm)         | 20                                    |
| Width (mm)          | 15.2                                  |
| Height (mm)         | 21.2                                  |
| Number of positions | 04P                                   |
| Level               | Single level                          |

## Material information

|  |    |
|--|----|
| Insulation material                          | PA |
| Insulation material group                    | I  |
| Flame retardant rating , compliant with UL94 | V0 |

|                              |                   |
|------------------------------|-------------------|
| Insulation resistance        | □500MΩ at DC 500V |
| Conductor material           | COPPER ALLOY      |
| Plating of conductor surface | Tin PLATED        |

## Connection data-IEC

|   |      |
|---|------|
| Rated voltage (V)   | 400  |
| Rated current (A)   | 18   |
| Rated voltage (II/2)(V)   | 630  |
| Rated voltage (III/2) (V)   | 400  |
| Rated voltage (III/3)(V)  | 320  |
| Rated impulse voltage (II/2)(KV)  | 4    |
| Rated impulse voltage (III/2)(KV)   | 4    |
| Rated impulse voltage (III/3)(KV)   | 4    |
| Conductor cross section solid. min (mm <sup>2</sup> )   | 0.2  |
| Conductor cross section solid.max (mm <sup>2</sup> )  | 2.5  |
| Conductor cross section stranded. min (mm <sup>2</sup> )  | 0.2  |
| Conductor cross section stranded. max (mm <sup>2</sup> )  | 2.5  |
| Conductor cross section flexible, with min ferrule without plastic sleeve (mm <sup>2</sup> )              | 0.25 |
| Conductor cross section flexible, with max ferrule without plastic sleeve (mm <sup>2</sup> )              | 2.5  |
| Conductor cross section flexible, with min ferrule with plastic sleeve (mm <sup>2</sup> )                 | 0.25 |
| Conductor cross section flexible, with max ferrule with plastic sleeve (mm <sup>2</sup> )                 | 2.5  |
| 2 conductors with same cross section, solid, min (mm <sup>2</sup> )                                       | 0.2  |
| 2 conductors with same cross section, solid, max (mm <sup>2</sup> )                                       | 1    |
| 2 conductors with same cross section, stranded, min (mm <sup>2</sup> )                                    | 0.2  |
| 2 conductors with same cross section, stranded, max (mm <sup>2</sup> )                                    | 1    |
| 2 conductors with same cross section flexible, with min ferrule without plastic sleeve (mm <sup>2</sup> ) | 0.5  |
| 2 conductors with same cross section flexible, with max ferrule without plastic sleeve (mm <sup>2</sup> ) | 0.75 |
| 2 conductors with same cross section flexible, min twin ferrules with plastic sleeve (mm <sup>2</sup> )   | 0.5  |
| 2 conductors with same cross section flexible, max twin ferrules with plastic sleeve (mm <sup>2</sup> )   | 1.5  |

|                          |         |
|--------------------------|---------|
| Philips screwdriver size | 0.6x3.5 |
| Rated torque (N.m)       | 0.4     |
| Stripping Length (mm)    | 7~8     |

## Connection data-UL

|  |     |
|--|-----|
| Rated voltage (UL/CUL Group B)(V)                | 300 |
| Rated current (UL/CUL Group B)(A)                | 10  |
| Rated voltage (UL/CUL Group D)(V)                | 300 |
| Rated current (UL/CUL Group D)(A)                | 10  |
| Min. solid wire connection (AWG) acc. to UL/CUL  | 22  |
| Max. solid wire connection AWG acc. to UL/CUL    | 14  |
| Min. stranded wire connection AWG acc. to UL/CUL | 22  |
| Max. stranded wire connection AWG acc. to UL/CUL | 14  |

## Environment & Safety

|                                 |     |
|---------------------------------|-----|
| Finger protection (YES or NO)   | YES |
| Operating temperature. max (°C) | 120 |
| Operating temperature. min (°C) | -40 |

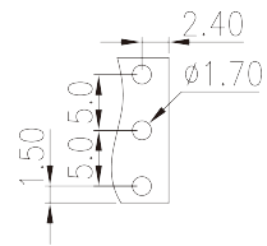
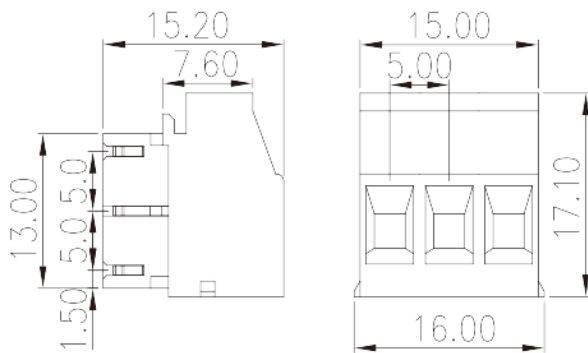
## UL Recognized

|                            |       |
|----------------------------|-------|
| Wire Range (Group B)(AWG)  | 22~14 |
| Rated voltage (Group B)(V) | 300   |
| Rated current (Group B)(A) | 10    |
| Wire Range (Group D)(AWG)  | 22~14 |
| Rated voltage (Group D)(V) | 300   |
| Rated current (Group D)(A) | 10    |

## CUL Recognized

|                            |       |
|----------------------------|-------|
| Wire Range (Group B)(AWG)  | 22~14 |
| Rated voltage (Group B)(V) | 300   |
| Rated current (Group B)(A) | 10    |
| Wire Range (Group D)(AWG)  | 22~14 |
| Rated voltage (Group D)(V) | 300   |
| Rated current (Group D)(A) | 10    |

## Drawings



## Approvals

